


2019 ▶ 2021

2019 3 28



1933

1933

2016-2018

2018

2017

ETF

	2016	2017	2018	2018
	1,078	1,207	1,200	1,230
	421	504	480	480
ROE	16.4%	19.0%	17.2%	17%



(+12.9%)

- ETF
- ETF
-



IPO 43 80 90

-
-
- ETF



T+1

-
-
- HFT



AI

-
-
-

2019-2021

基本方針と4つの重点戦略

市場への責任 未来への挑戦

<

>

画

T + 2

arrowhead

Launch timely

ETF

T+2

ETF

ETF

ETF

ETF

ETF
REIT

成



[Redacted text block]

[Redacted text block]


JCCH

[Redacted text block]


[Redacted text block]

"



"



計



API



"

"

* API = Application Programming Interface



IT

ESG

BCP

IT

100

* 1

TCFD*2

ESG
ESG

PR

IR

ESG


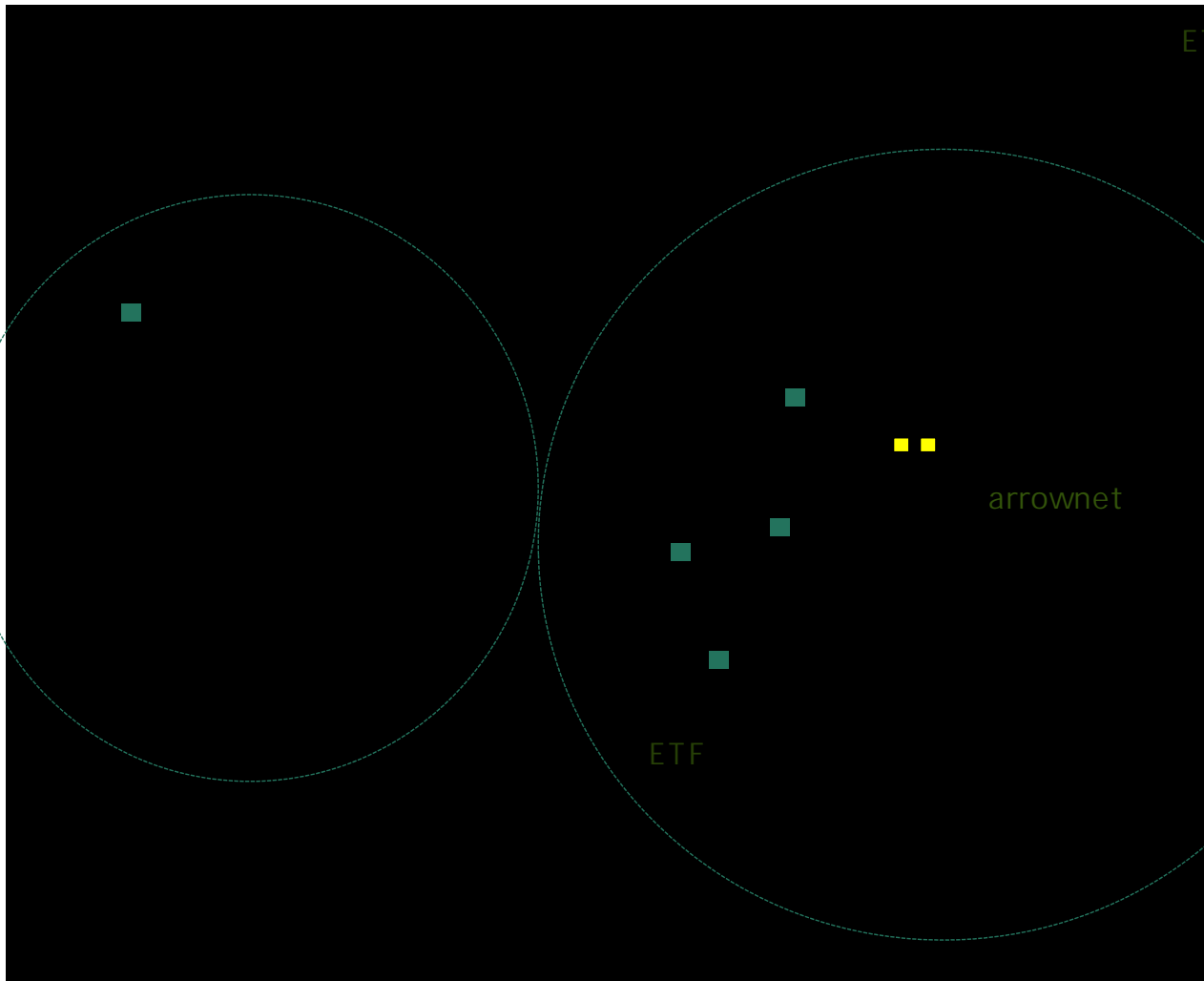
ETF

* 1 SDGs = Sustainable Development Goals 2030

* 2 TCFD = Task Force on Climate-related Financial Disclosures
FSB

[Redacted]	<ul style="list-style-type: none">• 2019• 2021• T+2 2019• IPO 100
[Redacted]	<ul style="list-style-type: none">•••
[Redacted]	<ul style="list-style-type: none">• API 2020• 10 150
[Redacted]	<ul style="list-style-type: none">• 2021• /DLT* 2021• NISA iDeCo 10%

* DLT = Distributed Ledger Technology



2019-2021

経営財務方針

BCP

1,300

500

ROE 15%

1

3.45

4

3

450

ROE10

60

